spoken text matches visual text unless otherwise indicated.

turn voice OFF | help

Select your preferred language

English
Español
Français

continue →

Step 1 of 10

1

turn voice OFF | help

Welcome!

This tool will guide you through setting up your computer the way you like it best.

For help at any time, select the help button or press the H key. To continue, select the next button or press the N key.

← back | next →

Step 2 of 10

2

turn voice OFF | help

Do you prefer to have items on the screen read out loud to you?

Yes
No

← back | next →

Step 3 of 10

3

turn voice OFF | help

Adjust the speed at which items on the screen are read out loud.

fast
slow

← back | next →

Step 4 of 10

---

4 "Read 5 icons load onto the bottom toolbar"

turn voice OFF | help

You can choose a screen color to make things easier to see.

no change
black on white
white on black

← back | next →

Step 5 of 10

5

turn voice OFF | help

Adjust the text and controls to a size you like best.

max
min

← back | next →

Step 6 of 10

6

turn voice OFF | help

Do you want to use an on-screen keyboard? This would let you type by selecting letters on the screen.

Yes
No

← back | next →

Step 7 of 10

7

turn voice OFF | help

Do you want to see text for speech (captions) when playing videos?

Yes
No

← back | next →

Step 8 of 10

8

turn voice OFF | help

Do you want the screen to flash when a sound is played?

Yes
No

← back | next →

Step 9 of 10

9

turn voice OFF | help

Adjustments can be made to help you with using the keyboard.

Type the % symbol here

← back | next →

Step 10 of 10

---

10 keyboard input preference need detected
11 Cursor Speed

turn voice OFF | help

Adjustments can be made to help you with using the keyboard.

5|

← back | next →

Step 10 of 10

---

12 Sticky Keys are recommended based on typing input

turn voice OFF | help

Sticky Keys can help with holding two keys down at once.

try it

5|

← back | next →

Step 10 of 10

---

13 Selecting "try it" turns Sticky Keys on

turn voice OFF | help

Sticky Keys can help with holding two keys down at once.

With Sticky Keys on, type % by first pressing the Shift key and then the 5 key

Sticky Keys is **ON** turn OFF

Type the % symbol here

← back | next →

Step 10 of 10

---

14 Sticky Keys is on - user presses shift key - indicator appears

turn voice OFF | help

Sticky Keys can help with holding two keys down at once.

With Sticky Keys on, type % by first pressing the Shift key and then the 5 key

Sticky Keys is **ON** turn OFF

| shift

← back | next →

Step 10 of 10

---

15 Sticky Keys is on - user types @ symbol successfully

turn voice OFF | help

Sticky Keys can help with holding two keys down at once.

With Sticky Keys on, type % by first pressing the Shift key and then the 5 key

Sticky Keys is **ON** turn OFF

%|

← back | next →

Step 10 of 10

---

16 User can turn Sticky Keys off
If user begins typing again recommendation will be made again

turn voice OFF | help

Sticky Keys can help with holding two keys down at once.

Sticky Keys is **OFF** turn ON

Type the % symbol here

← back | next →

Step 10 of 10

17

turn voice OFF | help

You have completed all the steps! Please confirm your preferences:

- Language: English
- Voicing: ON
- Text Size: no preference
- Sticky Keys: ON

← back | confirm →

Confirmation

18

turn voice OFF | help

Congratulations!

Your preferences have been applied and saved.

To continue, close this window now.

← back

Congratulations

---

10 keyboard input preference need detected

turn voice OFF | help

You don't appear to need any keyboard adjustments. Please proceed to the next screen.

%|

← back | next →

Step 10 of 10

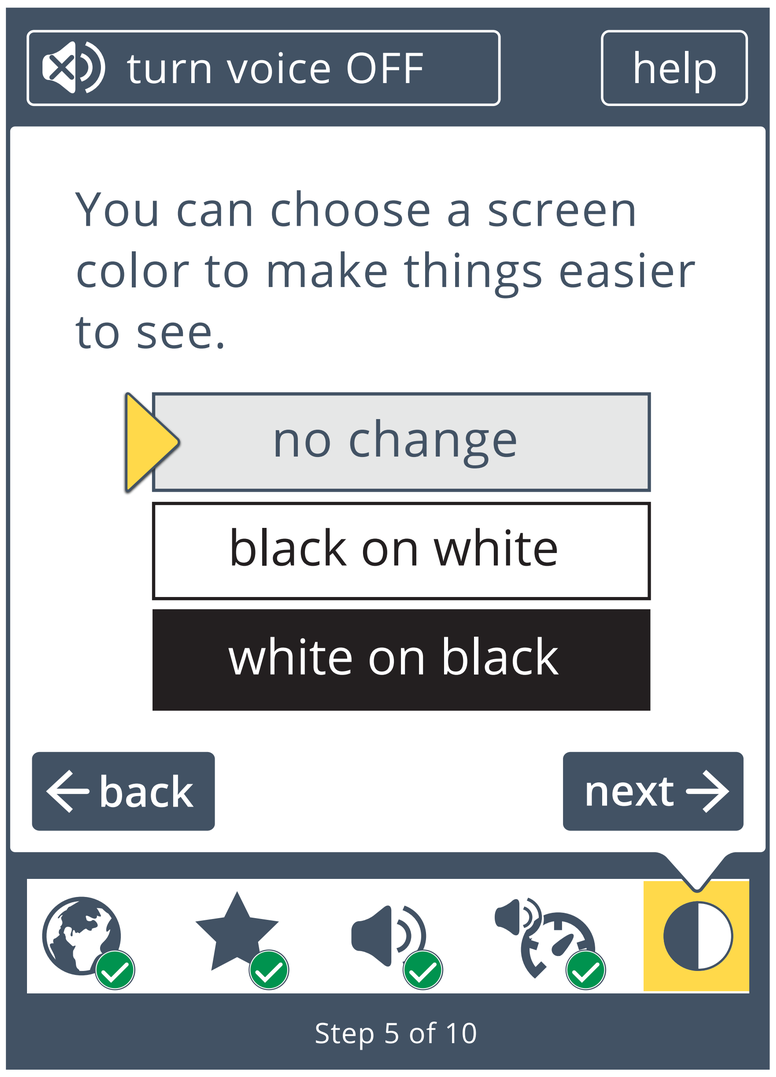
turn voice OFF
help
You can choose a screen color to make things easier to see.
no change
black on white
white on black
back
next
Step 5 of 10

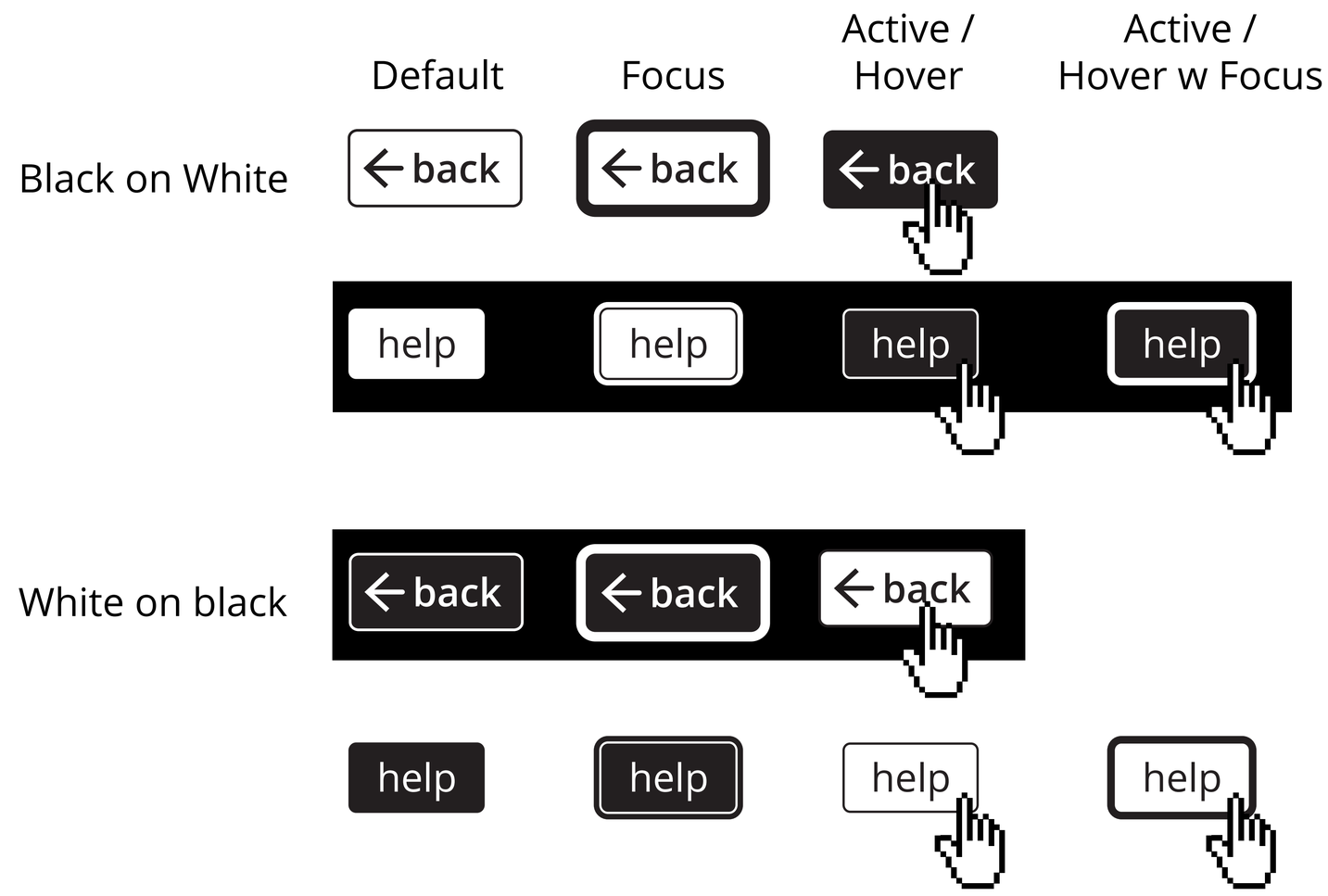
Default
Focus
Active / Hover
Active / Hover w Focus
Black on White
back
help
White on black
back
help

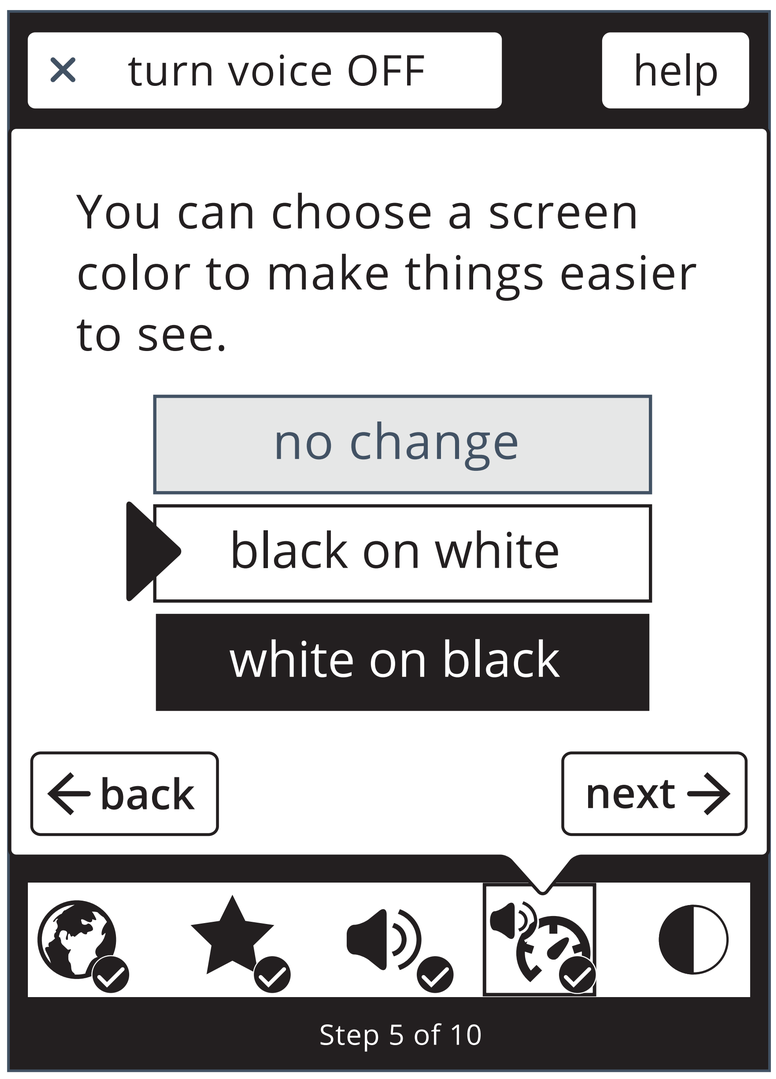
turn voice OFF
help
You can choose a screen color to make things easier to see.
no change
black on white
white on black
back
next
Step 5 of 10

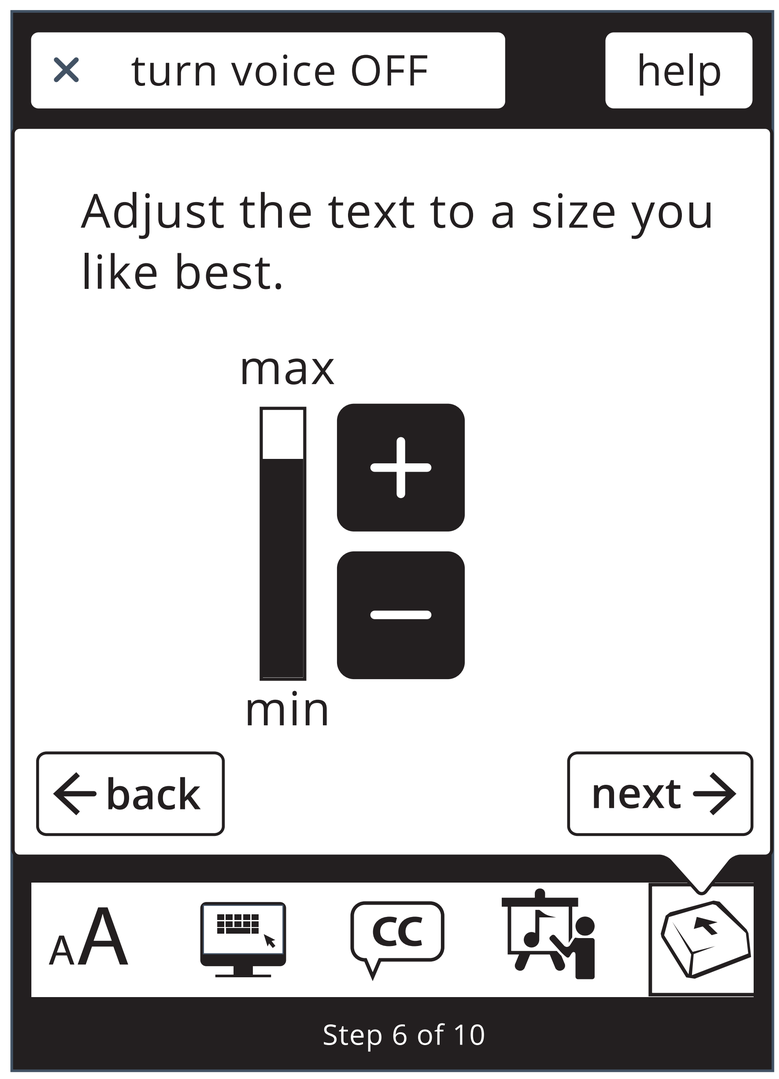
turn voice OFF
help
Adjust the text to a size you like best.
max
min
back
next
Step 6 of 10

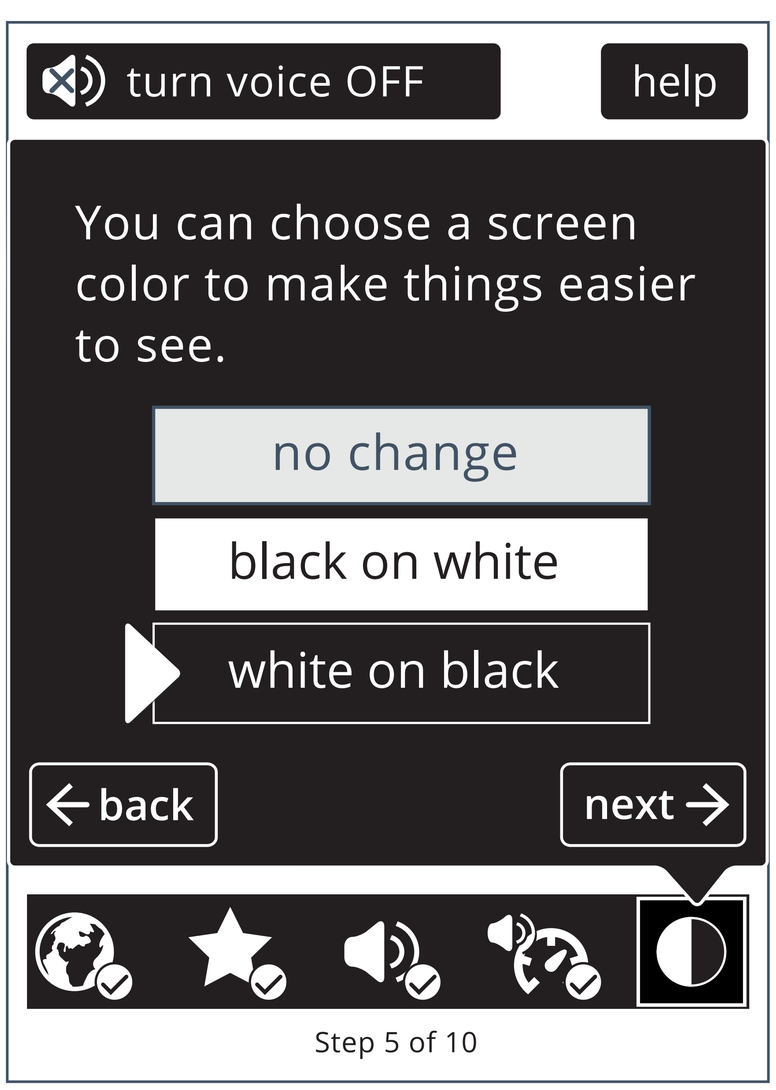
turn voice OFF
help
You can choose a screen color to make things easier to see.
no change
black on white
white on black
back
next
Step 5 of 10

turn voice OFF
help
Adjust the text to a size you like best.
max
min
back
next
Step 6 of 10

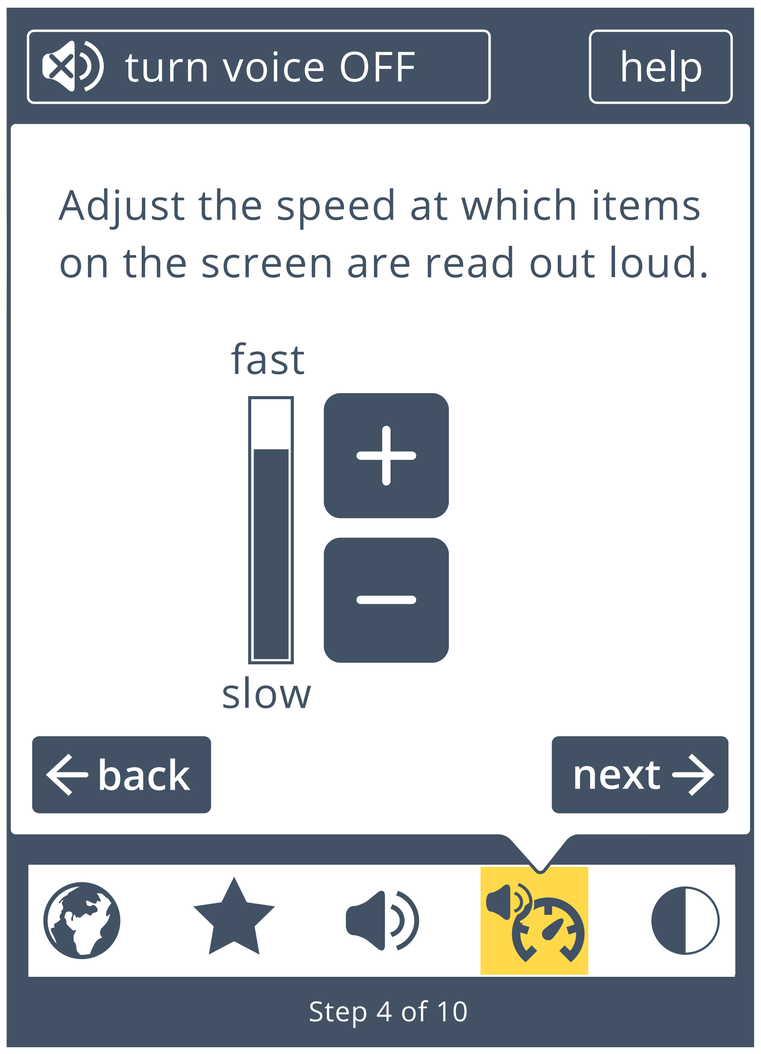

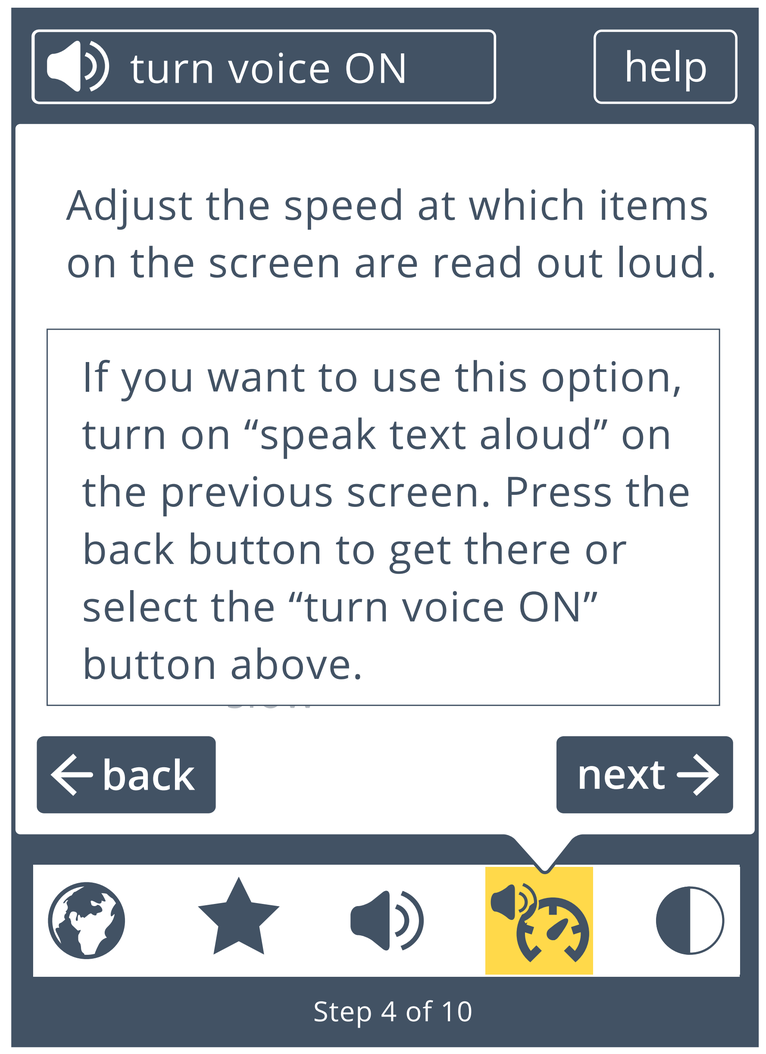

Default

* Disabled text is tentative - subject to change.

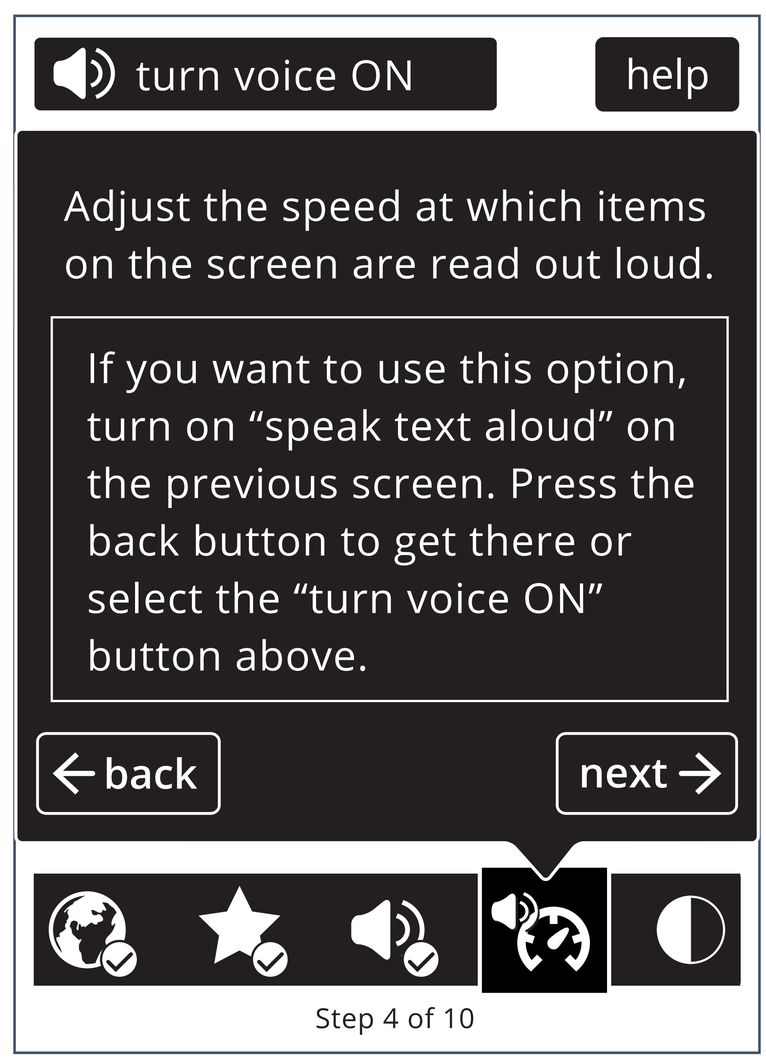

White on Black

* Disabled text is tentative - subject to change.

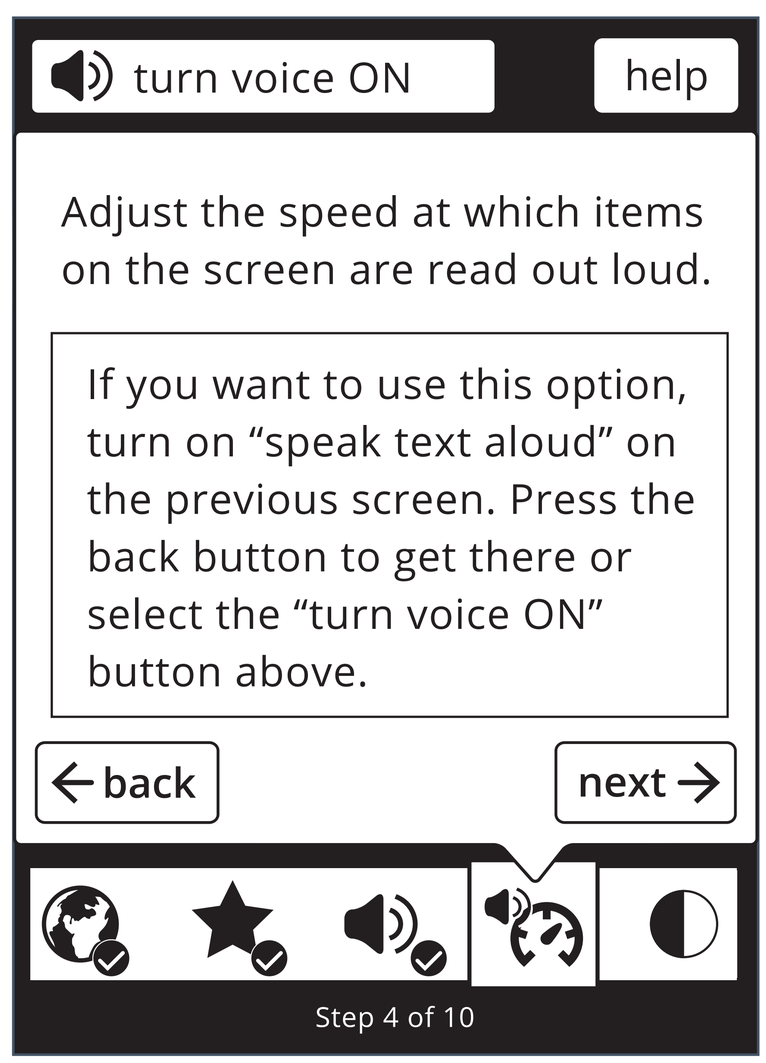

Black on White

* Disabled text is tentative - subject to change.

Tool Tips - spoken text matches visual text unless otherwise indicated.

1

turn voice OFF | help

Select your preferred language

Seleccione para Español

Español

Français

Select for more languages

continue →

2

turn voice OFF | help

Select to turn voice off

Select to get help

ide y

setting up your computer the way you like it best.

For help at any time, select the

or pres

select t

ess the

Select to go back to last step

Select to go to next step

← back | next →

3 current selection has tooltip (voice is on)

turn voice OFF | help

Do you prefer to have items on the scree d to you?

Voice is on

Yes

No

Select to turn voice off

← back | →

4

turn voice OFF | help

Adjust the text to a size you like best.

max

min

larger

smaller

← back | next →

5

turn voice OFF | help

Adjustments can be made to help you with using the keyboard.

Type the @ symbol now

Select to begin typing

← back | next →

9

turn voice OFF | help

You have completed all the steps! Please confirm your preferences:

- Language: English
- Voicing: ON
- Text Size: no preference
- Sticky Ke

Select to confirm preferences

← back | confirm →

10

turn voice OFF | help

Congratulations!

Your preferences have been applied and saved.

To continue, close this window now.

Select to close window

← back | ✕ close

current selection has tooltip

turn voice OFF | help

Sele

lang

English is currently selected

English

Español

Français

continue →

for touch screen remove the lines "or press the H key", "or press the N key".

turn voice OFF | help

Adjust the text to a size you like best.

max

min

smaller

← back | next →

keyboard input preference need detected:

6

turn voice OFF | help

Sticky Keys can help with holding two keys down at once.

try it

22@

Select to turn Sticky Keys on

← back | next →

7

turn voice OFF | help

Sticky Keys can help with holding two keys down at once.

Sticky Keys is **ON** turn OFF

Type the

Select to turn Sticky Keys off

← back | next →

8

turn voice OFF | help

Sticky Keys can help with holding two keys down at once.

turn ON

Type the

Select to turn Sticky Keys on

← back | next →

turn voice OFF | help

Adjust the speed that items on the screen are read aloud to you.

fast

slow

faster

slower

← back | next →

turn voice OFF | help

Do you

the scre

you type

On-screen keyboard is turned on.

Yes

No

Select to turn off the on-screen keyboard

← back | →

turn voice OFF | help

When playing video content, turn on te

tions) ?

Video captions are on

Yes

No

Select to turn video captions off

← back | xt →

turn voice OFF | help

Do you want the screen to

flas

pla

Screen-flash for sounds is on

Yes

No

Select to turn off screen-flash for sounds

← back | xt →